



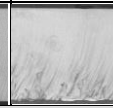


APW waterjet cutting speed reference (mm / min) --Stone										
Material	thickness(mm)	Intensifier Type	Pressure (MPa)	Nozzle Dia (mm)	Orifice (mm)	cutting finish quality(mm / Min)				
						excellent	Good	fine	average	poor
marble	10	A15-B / A15+B / A22S	413	1.02	0.33	727	1200	1600	2200	2650
marble	15	A15-B / A15+B / A22S	413	1.02	0.33	450	800	1200	1500	1700
marble	20	A15-B / A15+B / A22S	413	1.02	0.33	400	600	800	1150	1300
marble	10	A24W-45 / V6-45	413	1.14	0.4	836.05	1380	1840	2860	3445
marble	15	A24W-45 / V6-45	413	1.14	0.4	517.5	920	1380	1950	2210
marble	20	A24W-45 / V6-45	413	1.14	0.4	460	690	920	1495	1690
marble	25	A24W-45 / V6-45	413	1.14	0.4	287.5	483	724.5	975	1170
marble	30	A24W-45 / V6-45	413	1.14	0.4	235.75	379.5	598	793	910
marble	35	A24W-45 / V6-45	413	1.14	0.4	184	379.5	471.5	650	754
marble	40	A24W-45 / V6-45	413	1.14	0.4	143.75	253	402.5	520	585
marble	45	A24W-45 / V6-45	413	1.14	0.4	120.75	218.5	322	455	533
marble	50	A24W-45 / V6-45	413	1.14	0.4	103.5	184	241.5	390	494
marble	60	A24W-45 / V6-45	413	1.14	0.4	86.25	126.5	207	299	403
marble	70	A24W-45 / V6-45	413	1.14	0.4	69	115	172.5	247	325
marble	80	A24W-45 / V6-45	413	1.14	0.4	51.75	86.25	109.25	182	247
marble	90	A24W-45 / V6-45	413	1.14	0.4	34.5	63.25	78.2	117	195
marble	100	A24W-45 / V6-45	413	1.14	0.4	17.25	34.5	51.75	91	130
marble	10	A24W-75 / V6W-75	413	1.27	0.45	872.4	1440	2000	3080	3710
marble	15	A24W-75 / V6W-75	413	1.27	0.45	540	960	1500	2100	2380
marble	20	A24W-75 / V6W-75	413	1.27	0.45	480	720	1000	1610	1820
marble	25	A24W-75 / V6W-75	413	1.27	0.45	300	504	787.5	1050	1260
marble	30	A24W-75 / V6W-75	413	1.27	0.45	246	396	650	854	980
marble	35	A24W-75 / V6W-75	413	1.27	0.45	192	396	512.5	700	812
marble	40	A24W-75 / V6W-75	413	1.27	0.45	150	264	437.5	560	630
marble	45	A24W-75 / V6W-75	413	1.27	0.45	126	228	350	490	574
marble	50	A24W-75 / V6W-75	413	1.27	0.45	108	192	262.5	420	532
marble	60	A24W-75 / V6W-75	413	1.27	0.45	90	132	225	322	434
marble	70	A24W-75 / V6W-75	413	1.27	0.45	72	120	187.5	266	350
marble	80	A24W-75 / V6W-75	413	1.27	0.45	54	90	118.75	196	266
marble	90	A24W-75 / V6W-75	413	1.27	0.45	36	66	85	126	210
marble	100	A24W-75 / V6W-75	413	1.27	0.45	18	36	56.25	98	140
marble / granite	25	A15-B / A15+B / A22S	413	1.02	0.33	250	420	630	750	900
marble / granite	30	A15-B / A15+B / A22S	413	1.02	0.33	205	330	520	610	700
marble / granite	35	A15-B / A15+B / A22S	413	1.02	0.33	160	330	410	500	580
marble / granite	40	A15-B / A15+B / A22S	413	1.02	0.33	125	220	350	400	450
marble / granite	45	A15-B / A15+B / A22S	413	1.02	0.33	105	190	280	350	410
marble / granite	50	A15-B / A15+B / A22S	413	1.02	0.33	90	160	210	300	380
marble / granite	60	A15-B / A15+B / A22S	413	1.02	0.33	75	110	180	230	310
marble / granite	70	A15-B / A15+B / A22S	413	1.02	0.33	60	100	150	190	250
marble / granite	80	A15-B / A15+B / A22S	413	1.02	0.33	45	75	95	140	190

APW waterjet cutting speed reference (mm / min) --Stone										
Material	thickness(mm)	Intensifier Type	Pressure (MPA)	Nozzle Dia (mm)	Orifice (mm)	cutting finish quality(mm / Min)				
						excellent	Good	fine	average	poor
marble / granite	90	A15-B / A15+B / A22S	413	1.02	0.33					
marble / granite	100	A15-B / A15+B / A22S	413	1.02	0.33	30	55	68	90	150
sinteredstone	8	A15-B / A15+B / A22S	413	1.02	0.33	600	800	1100	1300	1600
sinteredstone	10	A15-B / A15+B / A22S	413	1.02	0.33	400	600	900	1100	1300
sinteredstone	12	A15-B / A15+B / A22S	413	1.02	0.33	350	500	600	900	1200
sinteredstone	15	A15-B / A15+B / A22S	413	1.02	0.33	300	400	500	800	1100
sinteredstone	8	A24W-45 / V6-45	413	1.14	0.4	690	920	1265	1690	2080
sinteredstone	10	A24W-45 / V6-45	413	1.14	0.4	460	690	1035	1430	1690
sinteredstone	12	A24W-45 / V6-45	413	1.14	0.4	402.5	575	690	1170	1560
sinteredstone	15	A24W-45 / V6-45	413	1.14	0.4	345	460	575	1040	1430
sinteredstone	8	A24W-75 / V6W-75	413	1.27	0.45	720	960	1375	1820	2240
sinteredstone	10	A24W-75 / V6W-75	413	1.27	0.45	480	720	1125	1540	1820
sinteredstone	12	A24W-75 / V6W-75	413	1.27	0.45	420	600	750	1260	1680
sinteredstone	15	A24W-75 / V6W-75	413	1.27	0.45	360	480	625	1120	1540